

Market Report

April, 2021



Spiaggia Ocean

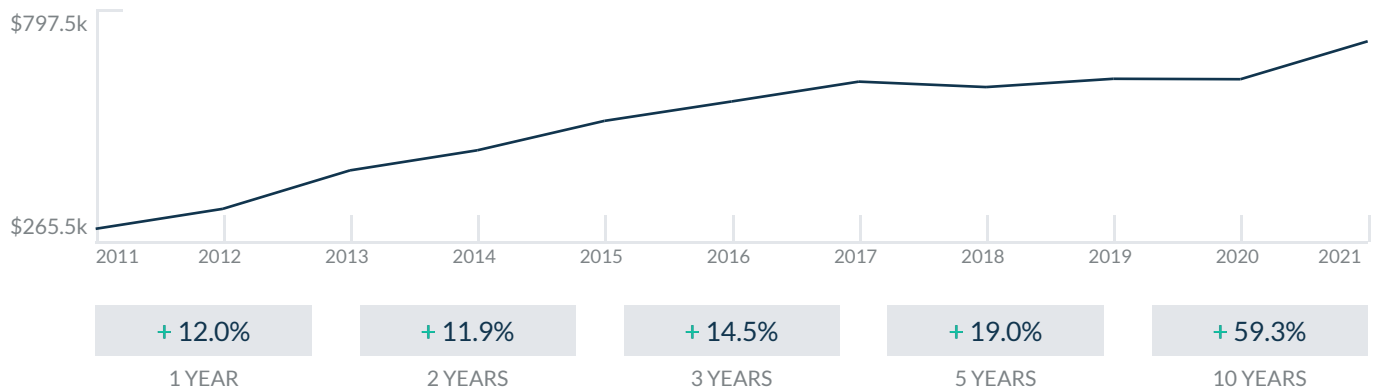
9499 Collins Ave
Surfside, FL 33154

Every month we compile this comprehensive market report focus on Spiaggia Ocean in this convenient and easy to read format. Our datas comes from more than six different sources including MLS Associations, County Offices and Financial Institutions. Get this report for free every month on our website spiaggiaceancondosforsale.com.

Property Stats

POSTAL CODE 33154

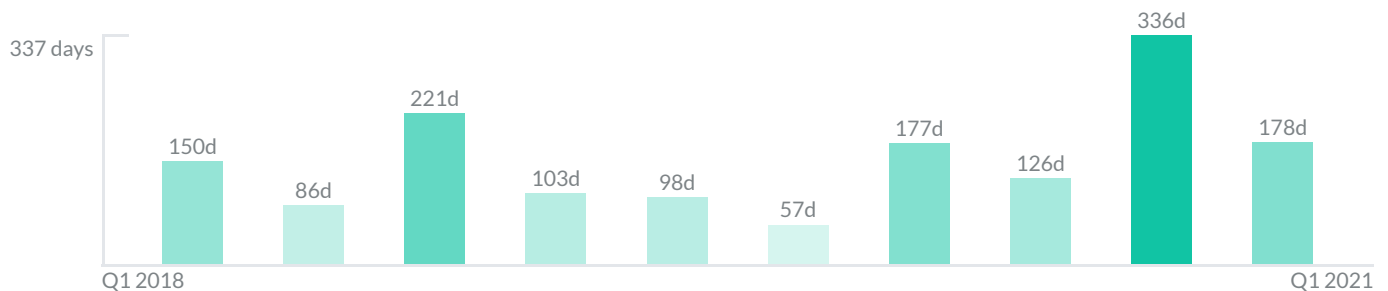
The property stats graph represents the median price evolution since ten years in your postal code area.



Similar Properties

DAYS ON THE MARKET

Everyday 3 months we monitor how many days it takes for similar properties to be sold. This is also a good indicator to know when to buy or sale!



Mortgage Rates

PER YEAR

Understanding mortgage economics is important when you want to buy with a loan. Below is the historical yearly average mortgage rates in the Unites States retrieved from Freddie Mac©

30 YEARS FIXED 4.4%



15 YEARS FIXED 3.9%



5/1-YEAR ADJUSTABLE 3.9%



Schools

CLOSEST

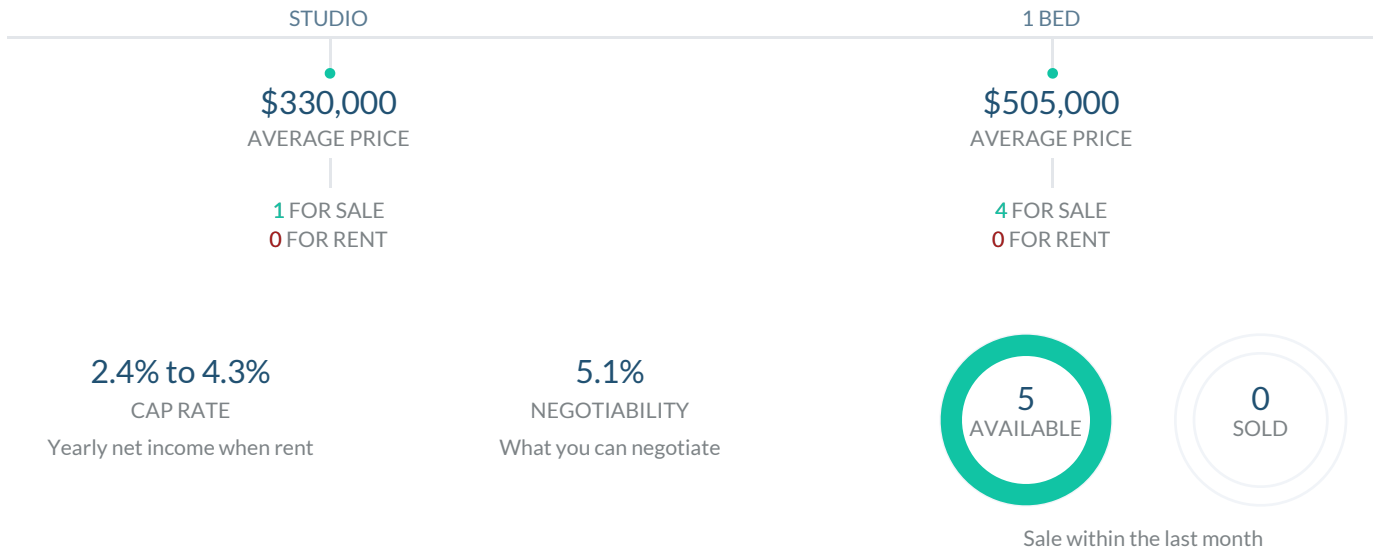
Having good schools nearby is important if you have kids or plan to rent or sell your home. Ratings are retrieved from the leading independent and nonprofit GreatSchools©

ELEMENTARY SCHOOL	MIDDLE SCHOOL	HIGH SCHOOL
Aventura City Of Excellence School	Aspirra Raul Arnaldo Martinez Charter School	North Miami Senior High School
10/10	2/10	3/10

Insights

IN SPIAGGIA OCEAN

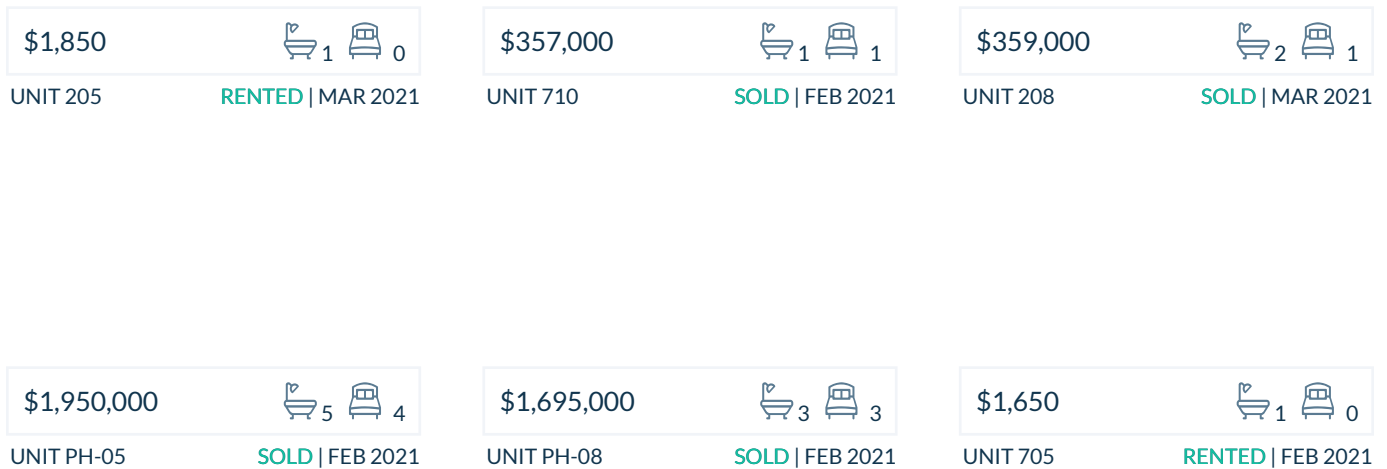
Below the average listing prices of available unit per property type.



Activity

SOLD OR RENTED

Below the latest transactions reported by the local MLS Association for Spiaggia Ocean



Sold

LAST 20 PROPERTIES SOLD IN SPIAGGIA OCEAN

Unit	Price	Beds/Baths	\$/Sqft	Sqft	Buying Date	Days on Market
710	\$357,000	1/1	\$441.3	809	Jan 2021	161
208	\$359,000	1/2	\$387.3	927	Jan 2021	107
PH-05	\$1,950,000	4/5	\$677.6	2,878	Jan 2021	38
PH-08	\$1,695,000	3/3	\$780.0	2,173	Jan 2021	405
604	\$395,000	1/2	\$431.7	915	Jul 2020	336
211	\$2,400	1/2	\$2.6	924	Jun 2020	126
305	\$259,900	0/1	\$432.4	601	Mar 2020	177
308	\$373,000	2/2	\$402.4	927	Dec 2019	35
610	\$375,000	1/1	\$463.5	809	Oct 2019	79
1008	\$649,000	2/2	\$512.6	1,266	Aug 2019	80
1005	\$279,900	0/1	\$465.7	601	Aug 2019	116
606	\$425,000	1/2	\$458.5	927	Jun 2019	36
PH-07	\$1,200,000	3/4	\$499.2	2,404	Apr 2019	170
PH-05	\$1,449,000	4/5	\$503.5	2,878	Jan 2019	221
204	\$409,000	1/2	\$447.0	915	Jan 2019	N/A
509	\$2,200	1/2	\$2.4	927	Dec 2018	130
211	\$2,300	1/2	\$2.5	924	Nov 2018	65
806	\$645,000	3/2	\$465.0	1,387	Oct 2018	64
909	\$425,000	1/2	\$458.5	927	Mar 2018	253
909	\$425,000	1/2	\$458.5	927	Mar 2018	253

Rented

LAST 20 PROPERTIES RENTED IN SPIAGGIA OCEAN

Unit	Price	Beds/Baths	\$/Sqft	Sqft	Rented Date	Days on Market
205	\$1,850	0/1	\$3.1	601	Feb 2021	101
705	\$1,650	0/1	\$2.7	601	Jan 2021	77
505	\$2,000	0/1	\$3.3	601	Nov 2020	56
911	\$2,850	2/2	\$3.1	924	Nov 2020	1082
504	\$2,350	2/2	\$2.6	915	Nov 2020	171
310	\$1,950	1/1	\$2.4	809	Nov 2020	152
706	\$2,450	2/2	\$2.6	927	Nov 2020	135
501	\$6,000	3/3	\$3.9	1,557	Oct 2020	250
1007	\$2,190	1/2	\$2.4	927	Oct 2020	251
809	\$2,325	2/2	\$2.5	927	Sep 2020	122
404	\$2,200	2/2	\$2.4	915	Aug 2020	63
805	\$1,500	0/1	\$2.5	601	Jul 2020	156
PH-02	\$7,900	4/5	\$2.8	2,838	Mar 2020	70
703	\$2,400	1/2	\$2.4	994	Dec 2019	40
205	\$1,800	0/1	\$3.0	601	Oct 2019	44
611	\$2,075	2/2	\$2.2	924	Sep 2019	108
705	\$1,600	0/1	\$2.7	601	Sep 2019	15
503	\$2,800	1/2	\$2.8	994	Sep 2019	33
603	\$2,400	2/2	\$2.4	994	Aug 2019	153
809	\$2,500	2/2	\$2.7	927	Aug 2019	134

Currently Listed

ACTIVE LISTINGS 1/1

Unit	Price	Beds/Baths	\$/Sqft	Sqft	Listing Date	Owner
503	\$530,000	1/2	\$533.2	994	Mar 2021	N/A
504	\$480,000	1/2	\$524.6	915	Mar 2021	N/A
505	\$330,000	0/1	\$549.1	601	Feb 2021	N/A
704	\$480,000	1/2	\$524.6	915	Feb 2021	GIUSEPPE VE...
911	\$529,000	1/2	\$572.5	924	Feb 2021	DANIEL ALLO...